

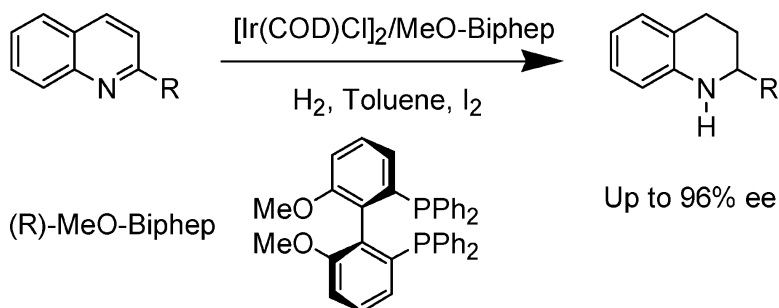
Communication

Highly Enantioselective Iridium-Catalyzed Hydrogenation of Heteroaromatic Compounds, Quinolines

Wen-Bo Wang, Sheng-Mei Lu, Peng-Yu Yang, Xiu-Wen Han, and Yong-Gui Zhou

J. Am. Chem. Soc., **2003**, 125 (35), 10536-10537 • DOI: 10.1021/ja0353762 • Publication Date (Web): 09 August 2003

Downloaded from <http://pubs.acs.org> on March 29, 2009



More About This Article

Additional resources and features associated with this article are available within the HTML version:

- Supporting Information
- Links to the 27 articles that cite this article, as of the time of this article download
- Access to high resolution figures
- Links to articles and content related to this article
- Copyright permission to reproduce figures and/or text from this article

[View the Full Text HTML](#)



Highly Enantioselective Iridium-Catalyzed Hydrogenation of Heteroaromatic Compounds, Quinolines

Wen-Bo Wang, Sheng-Mei Lu, Peng-Yu Yang, Xiu-Wen Han, and Yong-Gui Zhou*

Dalian Institute of Chemical Physics, the Chinese Academy of Sciences, Dalian 116023, P. R. China

Received March 30, 2003; E-mail: ygzhou@dicp.ac.cn

Catalytic asymmetric hydrogenations of prochiral unsaturated compounds, such as olefin, ketone, and imine, have been intensively studied and are considered as a versatile method of creating a chiral carbon center.¹ However, asymmetric hydrogenation of heteroaromatic compounds is less explored, resonance stability of heteroaromatic compounds might impede the enantioselective hydrogenation.² To date, only a few papers on homogeneous asymmetric hydrogenation of heteroaromatic compounds have been reported. Kuwano and co-workers reported a highly effective hydrogenation of *N*-Boc- or Ac-substituted indoles by application of Rh/Ph-TRAP/Cs₂CO₃ catalyst,³ and up to 95% ee was obtained. Bianchini developed an orthometalated dihydride iridium complex for hydrogenation of 2-methylquinoxaline with 90% ee.⁴ Studer and co-workers employed Rh(NBD)₂BF₄/DIOP as the catalyst for hydrogenation of monosubstituted pyridine and furans with only 24–27% ee.^{5a} Rh(DIOP)H was used as the catalyst for hydrogenation of 2-methylquinoxaline with only 3% ee.^{5b} The search for a new catalytic system for asymmetric hydrogenation of heteroaromatic compounds is still a challenge.

Direct hydrogenation of easily available quinoline derivatives is the most convenient route to synthesize tetrahydroquinoline derivatives, which are important organic synthetic intermediates⁶ and structural units of alkaloids and biologically active compounds.⁷ Although many efforts have been made toward development of hydrogenation of quinolines using homogeneous achiral Rh⁸ or Ru⁹ catalysis, to the best of our knowledge, no report on homogeneous asymmetric hydrogenation of quinolines has appeared in the literature. Therefore, we decided to focus on this reaction. In this communication, we report our preliminary results and describe the first example of highly enantioselective iridium-catalyzed hydrogenation of quinolines.

Considering that iridium has been successfully applied to asymmetric hydrogenation of imines and unfunctionalized olefins recently,¹ we first examined the [Ir(COD)Cl]₂/MeO-Biphep/DCM system for hydrogenation of 2-methylquinoline (**1a**) (Scheme 1). Unfortunately, it was found that the catalytic activity is very low, and only a trace amount of product with low ee was obtained when the reaction was carried out in methylene chloride at room temperature under 700 psi of hydrogen for 18 h. A number of literature reports have appeared documenting the dramatic impact of additives on catalytic turnover and enantioselectivity.¹⁰ Accordingly, we evaluated a number of additives, such as I₂¹¹ *n*-Bu₄NI,^{12,13} BiI₃,¹³ phthalimide,¹⁴ benzylamine,¹⁵ etc., in an attempt to promote reaction turnover. Gratifyingly, iodine proved to be the most efficient additive in this reaction. Chiral iridium complex prepared in situ from [Ir(COD)Cl]₂ and chiral bisphosphine (*R*)-MeO-Biphep were employed as catalysts, and the reactions were carried out at room temperature under 700 psi of hydrogen with a substrate:[Ir]:ligand:I₂ ratio of 100:0.5:1.1:10. Further studies showed that this reaction was strongly solvent-dependent. As shown in Table 1, the reactions in THF, benzene, toluene, DCM, ClCH₂CH₂Cl, *i*-PrOH

Scheme 1

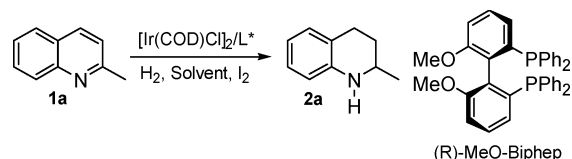


Table 1. Catalytic Asymmetric Hydrogenation of **1a**^a

entry	H ₂ (psi); T (°C)	solvent	convn ^b (%)	ee ^c (%)
1	700; 25	CH ₂ Cl ₂	>99	85
2	700; 25	(ClCH ₂) ₂	>99	85
3	700; 25	MeOH	85	9
4	700; 25	<i>i</i> -PrOH	>99	84
5	700; 25	THF	>99	85
6	700; 25	toluene	>99	94
7	700; 25	benzene	>99	94
8	1500; 25	toluene	>99	91
9	100; 25	toluene	68	94
10	700; 55	toluene	>99	90

^a Reaction conditions: 1 mmol quinoline, [Ir(COD)Cl]₂ (0.5%), chiral ligand (1.1%), I₂ (10%), 5 mL solvent. ^b Determined by ¹H NMR analysis of the crude products. ^c Determined by HPLC analysis with Chiralpak OJ-H column, the absolute configuration of product is assigned by comparison of rotation sign with literature data.

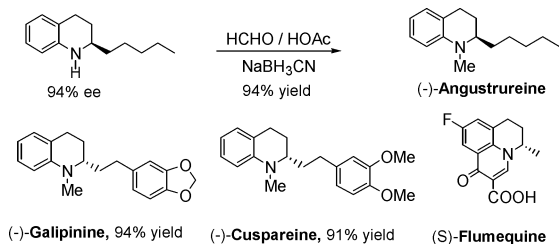
could proceed well to give 2-methyl-1,2,3,4-tetrahydroquinoline (**2a**) in excellent conversion in 18 h with high to excellent enantioselectivities. In contrast to alcoholic solvents (entries 3, 4), aprotic solvents (entries 1–2, 5–7) gave better enantioselectivities. In all cases, there were no 2-methyl-5,6,7,8-tetrahydroquinoline and 2-methyl-1,2,3,4,5,6,7,8-octahydroquinoline detected by ¹H NMR analysis of the reaction mixture. A change in hydrogen pressure had no clear effect on enantioselectivity (entries 7–9), but conversion was decreased under lower pressure (entry 9). A slightly lower ee was obtained under higher temperature (entry 10). Therefore, the optimal condition for hydrogenation of **1a** was shown in entry 6. Under these experimental conditions, other commercially available chiral bidentate phosphine ligands were also tested for hydrogenation of **1a**, and it was found that enantioselectivities decreased whenever Ir-BINAP (87% ee), Ir-DIOP (53% ee), or Ir-Me-DuPhos (51% ee) was used instead of Ir-MeO-Biphep (entry 6, 94% ee). Thus, the optimized conditions are: [Ir(COD)Cl]₂/MeO-Biphep/I₂/toluene/H₂ 700 psi/25 °C.

Under optimized condition, a variety of substituted quinoline derivatives were hydrogenated using Ir/MeO-Biphep/I₂ catalyst. Several 2-alkyl substituted quinolines were hydrogenated with high enantioselectivities (>92% ee) regardless of the length of side chain (entries 1–6 in Table 2). Branched substituent (*i*-Pr) in the 2 position also gave good enantioselectivity (entry 18). 2-Arenethyl-substituted quinolines also gave excellent asymmetric induction (entries 7–9). With 2-aryl-substituted quinolines (entry 13), slightly lower enantioselectivity was obtained. It is noted that this catalytic system can tolerate hydroxyl and ester groups (entries 14–17, 19),

Table 2. Iridium-Catalyzed Asymmetric Hydrogenation of **1**^a

entry	R' / R of 1	yield ^b	Ee, ^c config ^d
1	H / Me (1a)	94 (2a)	94 (R)
2	H / Et (1b)	88 (2b)	96 (R)
3	H / <i>n</i> -Pr (1c)	92 (2c)	93 (R)
4	H / <i>n</i> -Bu (1d)	86 (2d)	92 (R)
5	H / 3-Butenyl (1e)	91 (2d) ^e	92 (R)
6	H / <i>n</i> -Pentyl (1f)	92 (2f)	94 (R)
7	H / Phenethyl (1g)	94 (2g)	93 (R)
8	H / (1h)	88 (2h)	93 (R)
9	H / (1i)	86 (2i)	96 (R)
10	F / Me (1j)	88 (2j)	96 (R)
11	Me / Me (1k)	91 (2k)	91 (R)
12	MeO / Me (1l)	89 (2l)	84 (R)
13	H / Ph (1m)	95 (2m)	72 (S)
14	H / (1n)	87 (2n)	94 (S)
15	H / (1p)	89 (2p)	92 (S)
16	H / (1r)	94 (2r)	91 (S)
17	H / CH ₂ OH (1s)	83 (2s) ^f	75 (S)
18	H / <i>i</i> -Pr (1t)	92 (2t)	94 (S)
19	H / CH ₂ OCOCH ₃ (1u)	90 (2u)	87 (S)

^a Reaction conditions: 1 mmol quinoline, [Ir(COD)Cl]₂ (0.5%), (*R*)-MeO-Biphep (1.1%), I₂ (10%), 5 mL toluene, 600–700 psi H₂. ^b Isolated yields based on quinolines. ^c Determined by HPLC analysis. ^d Determined by comparison of rotation sign with the literature data or by analogue. ^e The product is **2d**. ^f *i*-PrOH was used as solvent.

Scheme 2

substrates with free hydroxyl, **1n**, **1p**, **1r**, and **1s**, can be hydrogenated smoothly with high enantioselectivities. The C=C double bond in the side chain of substrate **1e** (entry 5) can be hydrogenated under standard conditions. It is noted that very low enantioselectivities were obtained for 3- or 4-substituted quinoline derivatives (0% and 1% ee for 3- and 4-methylquinoline, respectively), and the reason is not clear.

Iridium-catalyzed asymmetric hydrogenation of quinolines provides a convenient route to synthesize optically active tetrahydroquinoline derivatives since quinolines are very cheap starting materials. This methodology can be successfully applied to asymmetric synthesis of tetrahydroquinoline alkaloids (Scheme 2). For example, **2f**, **2h**, and **2i** are naturally occurring tetrahydroquinoline alkaloids,^{7e} *N*-methylation of **2f**, **2h**, and **2i** gives naturally occurring tetrahydroquinoline alkaloids angustureine,^{7b} galipinine,^{7c,7d} and cuspareine,^{7d} respectively in high total yields, and absolute configurations of (+)-angustureine and (–)-galipinine can be assigned

through our synthesis (for the detailed procedure, see Supporting Information). **2j** is the key intermediate in the synthesis of anti-bacterial agent of flumequine,¹⁶ which was obtained through the resolution method.

In conclusion, we developed the first example of highly enantioselective hydrogenation of quinoline derivatives using an Ir/phosphine/I₂ system and applied it to the asymmetric synthesis of three naturally occurring alkaloids angustureine, galipinine, and cuspareine. This method provides an efficient access to a variety of optically active tetrahydroquinolines with up to 96% ee. Since tetrahydroquinoline derivatives are important synthetic intermediates and biologically active compounds, the current method has a high potential for practical use in organic synthesis. Further work will be directed toward detailed study of the reaction mechanism and the development of the hydrogenation of a broader range of substrates and other heteroaromatic systems.

Acknowledgment. We are grateful for the financial support from Talent Scientist Program, the Chinese Academy of Sciences.

Supporting Information Available: Characterization data for all compounds and experimental procedures (PDF). This material is available free of charge via the Internet at <http://pubs.acs.org>.

References

- (1) For reviews, see: (a) Ojima, I., Ed. *Catalytic Asymmetric Synthesis*; VCH Publishers: New York, 1999. (b) Noyori, R. Ed. *Asymmetric Catalysis in Organic Synthesis*; Wiley: New York, 1994. (c) Jacobsen, E. N., Pfaltz, A., Yamamoto, H., Eds. *Comprehensive Asymmetric Catalysis*; Springer: Berlin, 1999; Vol. 1.
- (2) Bird, C. W. *Tetrahedron Lett.* **1992**, *48*, 335–340.
- (3) Kuwano, R.; Sato, K.; Kurokawa, T.; Karube, D.; Ito, Y. *J. Am. Chem. Soc.* **2000**, *122*, 7614–7615.
- (4) (a) Bianchini, C.; Barbaro, P.; Scapacci, G.; Farnetti, E.; Graziani, M. *Organometallics* **1998**, *17*, 3308–3310. (b) Bianchini, C.; Barbaro, P.; Scapacci, G. *J. Organomet. Chem.* **2001**, *621*, 26–33.
- (5) (a) Studer, M.; Wedemeyer-Exl, C.; Spindler, F.; Blaser, H. U. *Monatsh. Chem.* **2002**, *131*, 1335. (b) Murata, S.; Sugimoto, T.; Matsuura, S. *Heterocycles* **1987**, *26*, 763–766.
- (6) Keay, J. D. In *Comprehensive Organic Synthesis*; Trost, B. M., Fleming, I., Eds.; Pergamon: Oxford, 1991; Vol. 8, pp 579–601.
- (7) (a) Barton, D. H. R.; Nakanishi, K.; Meth-Cohn, O., Eds. *Comprehensive Natural Products Chemistry*; Elsevier: Oxford, 1999; Vol. 1–9. (b) Jacquemond-Collet, I.; Hannedouche, S.; Fabre, N.; Fouraste, I.; Moulis, C. *Phytochemistry* **1999**, *51*, 1167–1169. (c) Rokotoson, J. H.; Fabre, N.; Jacquemond-Collet, I.; Hannedouche, S.; Fabre, N.; Fouraste, I.; Moulis, C. *Planta Med.* **1998**, *64*, 762–763. (d) Houghton, P. J.; Woldemariam, T. Z.; Watanabe, Y.; Yates, M. *Planta Med.* **1999**, *65*, 250–254. (e) Jacquemond-Collet, I.; Bessiere, J. M.; Hannedouche, S.; Bertrand, C.; Fouraste, I.; Moulis, C. *Phytochem. Anal.* **2001**, *12*, 312–319.
- (8) (a) Kuwano, R.; Sato, K.; Ito, Y. *Chem. Lett.* **2000**, 428–430. (b) Baralt, E.; Smith, S. J.; Hurwitz, J.; Horvath, I. T.; Fish, R. H. *J. Am. Chem. Soc.* **1992**, *114*, 5187–5196. (c) Fish, R. H.; Baralt, E.; Smith, S. J. *Organometallics* **1991**, *10*, 54–56. (d) Fish, R. H.; Tan, J. L.; Thormodsén, A. D. *J. Org. Chem.* **1984**, *49*, 4500–4505. (e) Murahashi, I.; Imada, Y.; Hirai, Y. *Tetrahedron Lett.* **1987**, *28*, 77–80. (f) Bianchini, C.; Barbaro, P.; Macchi, M.; Meli, A.; Vizza, F. *Helv. Chim. Acta* **2001**, *84*, 2895–2923.
- (9) (a) Bianchini, C.; Meli, A.; Moneti, S.; Oberhauser, W.; Vizza, F.; Herrera, V.; Fuentes, A.; Saucedo-Delgado, R. *J. Am. Chem. Soc.* **1999**, *121*, 7071–7080. (b) Fish, R. H.; Tan, J. L.; Thormodsén, A. D. *Organometallics* **1985**, *4*, 1743–1747. (c) Watanabe, Y.; Ohta, T.; Tsuji, Y.; Hiyoshi, T.; Tsuji, Y. *Bull. Chem. Soc. Jpn.* **1984**, *57*, 2440–2449.
- (10) Vogl, E. M.; Groger, H.; Shibasaki, M. *Angew. Chem., Int. Ed.* **1999**, *38*, 1570–1577.
- (11) (a) Togni, A. *Angew. Chem., Int. Ed. Engl.* **1996**, *35*, 1475–1477. (b) Xiao, D.; Zhang, X. *Angew. Chem., Int. Ed.* **2001**, *40*, 3425–3428.
- (12) Morimoto, T.; Nakajima, N.; Achiwa, K. *Chem. Pharm. Bull.* **1994**, *42*, 1951–1953.
- (13) Morimoto, T.; Nakajima, N.; Achiwa, K. *Synlett* **1995**, 748–750.
- (14) (a) Zhu, G.; Zhang, X. *Tetrahedron: Asymmetry* **1998**, *9*, 2415–2418. (b) Morimoto, T.; Suzuki, N.; Achiwa, K. *Heterocycles* **1996**, *43*, 2557–2560.
- (15) Tani, K.; Onouchi, J.; Yamagata, T.; Kataoka, Y. *Chem. Lett.* **1995**, 955–956.
- (16) Balint, J.; Egri, G.; Fogassy, E.; Bocskei, Z.; Simon, K.; Gajary, A.; Friesz, A. *Tetrahedron: Asymmetry* **1999**, *10*, 1079.

JA0353762